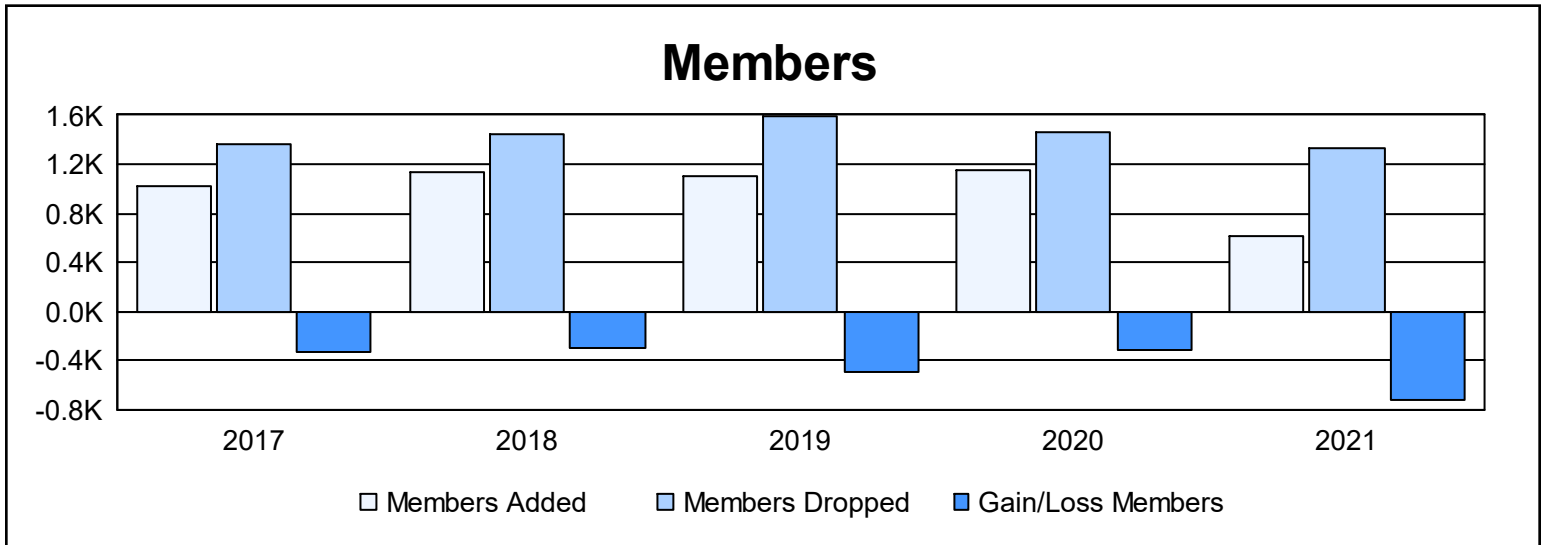
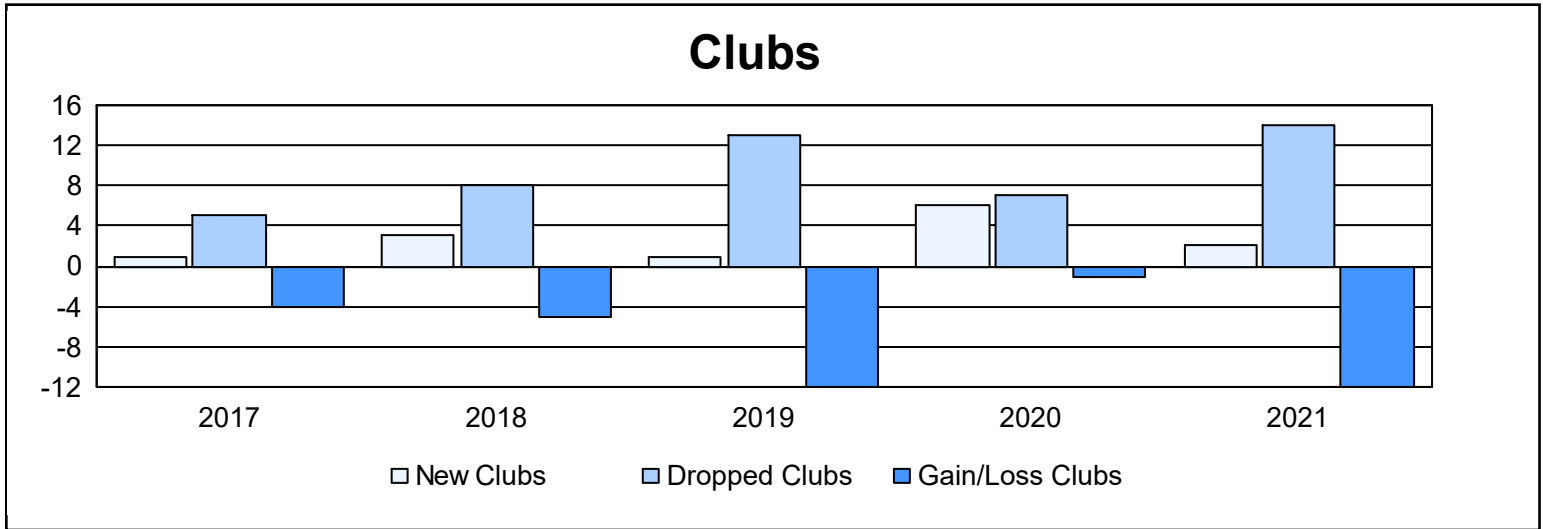
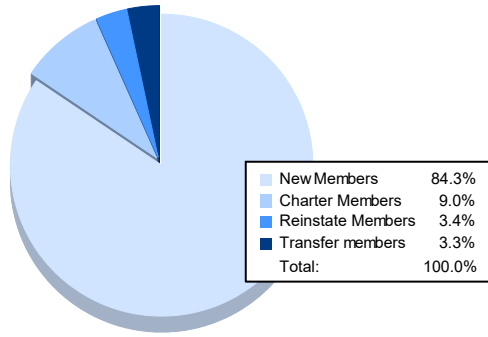


Year	New Clubs	Dropped Clubs	Gain/ Loss Clubs	New Members	Charter Members	Reinstate Members	Transfer Members	Total Member Added	Total Members Dropped	Gain/ Loss Members
2016-2017	1	5	-4	940	30	26	29	1,025	1,357	-332
2017-2018	3	8	-5	967	62	44	62	1,135	1,437	-302
2018-2019	1	13	-12	969	30	27	76	1,102	1,594	-492
2019-2020	6	7	-1	910	148	55	42	1,155	1,463	-308
2020-2021	2	14	-12	517	55	21	20	613	1,328	-715
<b>Average</b>	<b>3</b>	<b>9</b>	<b>-7</b>	<b>861</b>	<b>65</b>	<b>35</b>	<b>46</b>	<b>1,006</b>	<b>1,436</b>	<b>-430</b>



### Membership Composition June 2021 Cumulative



### Gender Composition June 2021 Cumulative

